


JP

JOCY PLASTICS

MANUFACTURER OF THRESHOLDS,
DOOR BOTTOMS, WEATHERSTRIPS,
AND SANTOPRENE DOOR SEALS.



14922 E. RAMONA BLVD F&G BALDWIN PARK CA 91706 TEL(626) 337-09-08 FAX (626) 813-74-21



GENERAL INFORMATION TERMS

All orders are net 30 upon credit approval. 1% discount may be earned for invoices paid within 10 days or less. Please ask for special pricing on CIA (cash in advance) orders, any orders paid after 30th day of shipment will be considered past due.

CANCELLATIONS

Custom orders or special designs may not be cancelled.

RETURNS

There is a restocking fee of 35%. The customer must call to receive an RGA# before any items are returned. Refunds will not be issued on the following items: Non-standard sizes, custom products, or special colors. All materials that are returned will be inspected and must be in good condition before a credit memo is issued. All returns must be returned prepaid freight.

CLAIMS

Claims for shortages must be made within 5 days of receipt of goods. We are not responsible for damages or shortages in transit, therefore all claims must be filed directly with the carrier.

WARRANTY

Jocoy Plastics warrants its products for 3 years, this warranty is void if the material has been subjected to improper installation or damaged during installation.

MATERIALS:

VINYLS

Are provided in standard and/or low temperature grades, depending on application. Also, these are all made from virgin vinyl.

SANTOPRENE*_R

Is an advanced thermoplastic elastomer from Monsanto having outstanding properties of UV stability and flame retardence.

ALUMINUM PRODUCTS

Are manufactured from 6063- TS extruded aluminum



ORDERING

When ordering, please specify:

(1) Part # (2) Finish (3) Insert (4)Length

FINISHES

A= Aluminum

B= Bronze

G= Gold Anodized

BG= Bright Gold Anodized

W= Painted White

CL= Clear Anodize

INSERTS:

V= Vinyl

X= Silicon

S= Santoprene

K= Kerfs Weather Strip

SIZE-LENGTH

Standard sizes are: 36", 48", 72", and 84". All of the thresholds are oversized in length to allow job site variances, 1/2 of an inch will be added to the length of the thresholds under 49" and 1" to the thresholds over 49" if you need an exact length please specify NET when you are ordering.

FABRICATION

All products are cut to standard size, punched with the required holes, and provided with the vinyl insert (as illustrated) please specify if there is any additional fabrication required.

14922 E. RAMONA BLVD BALDWIN PARK CA 91706 TEL (626) 337-0908 FAX: (626)813-74-21

TABLE OF CONTENTS

<u>COMPONENTS</u>	<u>PAGE</u>
DOOR BOTTOMS.....	6 - 8
WEATHERSTRIPS.....	9
ASTRAGALS.....	10
THRESHOLDS.....	11
RESIDENTIAL THRESHOLDS.....	12
COMMERCIAL THRESHOLDS.....	13
RESIDENTIAL THRESHOLDS.....	14 - 16
CONBINATION KITS.....	17
SANTOPRENE DOOR SEALS.....	18
DOOR BOTTOMS AND THRESHOLDS FABRICATIONS....	19
Full Notch Door bottom	
Half Notch Door Bottom	
Fabrication Options	
Exterior Notch	

14922 E. RAMONA BLVD BALDWIN PARK CA 91706 TEL (626) 337-0908 FAX: (626)813-74-21

PRODUCT INDEX

DS101.....6
DS102.....6

T001.....11
T002.....11

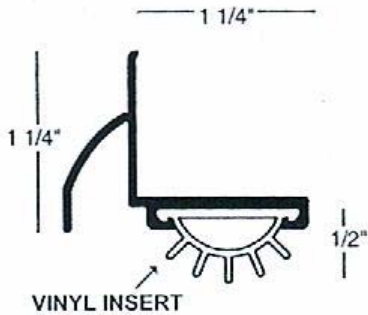
TK009....17
TK010....17

DS103.....6	T003.....11	TK011....17
DS104.....6	T004.....11	SL01.....18
DS105.....6	T005.....11	SL02.....18
DS106.....8	T006.....12	SL03.....18
DS107.....8	T007.....12	SL04.....18
DS108.....8	T008.....13	SL05.....18
DS109.....8	T009.....13	
DS110.....8	T010.....13	
DS111.....8	TR011.....14	
DS112.....7	TR012.....14	
DJ001.....9	TR050.....15	
DJ002.....9	TR051.....15	
DJ003.....9	TR052.....15	
DJ004.....9	TR053.....16	
DJ005.....9	TR054.....16	
DJ006.....9	TR055.....16	
ASTR100.....10	TR056.....16	
ASTR200.....10	TK007.....17	
ASTR250.....10	TK008.....17	

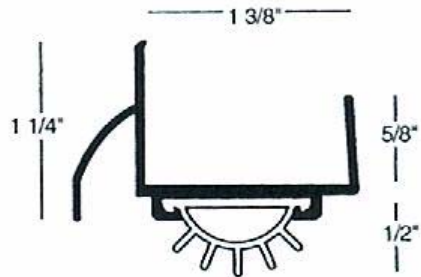
DOOR BOTTOMS AND THRESHOLDS FABRICATIONS.....19
FULL NOTCH DOOR BOTTOM
HALF NOTCH DOOR BOTTOM
FABRICATION OPTIONS
EXTERIOR NOTCH

14922 E. RAMONA BLVD BALDWIN PARK CA 91706 TEL (626) 337-0908 FAX: (626)813-7421

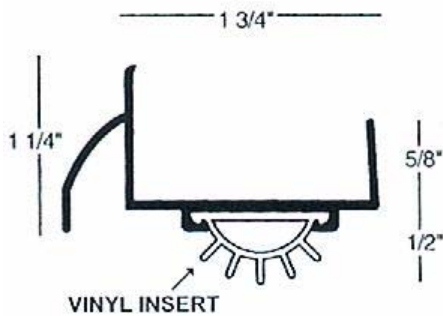
DOOR BOTTOMS



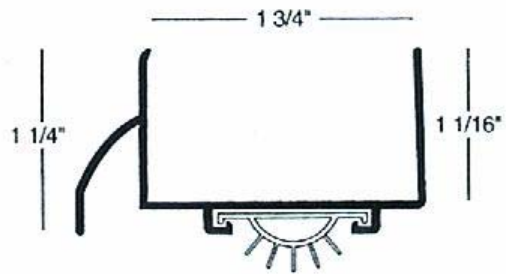
DS101
A - B - W - BG



DS102
A - B - W - BG




DS103
A - B - W - BG



DS104
A - B - W - BG

Door bottoms have slotted holes
for a precise adjustment.



ADJUSTABLE
PVC BUBBLE
AND FIN STYLE
DOOR BOTTOM

DS105
WHITE ONLY

FINISHES AVAILABLE

- A - MILL
- B - BRONZE
- W - WHITE
- BG - BRIGHT GOLD

#6 x 5/8 philips panhead screws are included.

DOOR BOTTOMS



DS106
A - B - W - BG



DS107
A - B - W - BG



DS108
A - B - W - BG



DS109
A - B - W - BG



DS110
A - B - BG



DS111
A - B - BG

FINISHES AVAILABLE
A - MILL
B - BRONZE
W - WHITE
BG - BRIGHT GOLD

#6 x 5/8 philips pan-head screws are included

DOOR BOTTOM



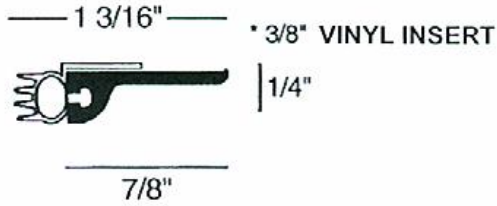
VINYL INSERT

DS112

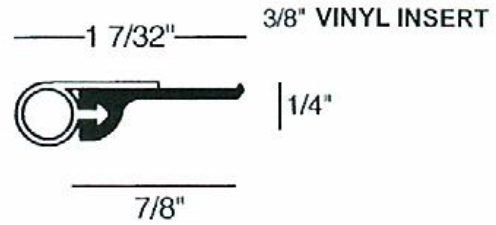
A - B

Note: All Insert Material Vinyl

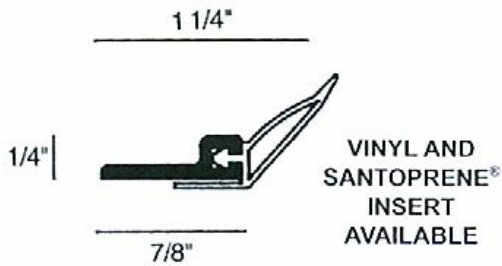
WEATHERSTRIPS



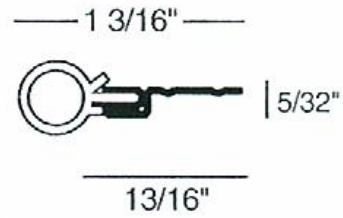
DJ001
A - B - W - BG



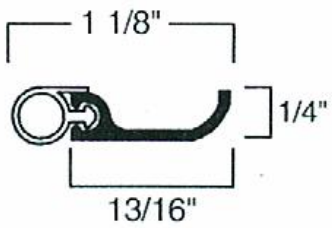
DJ002
A - B - W - BG



DJ003
A - B - W - BG

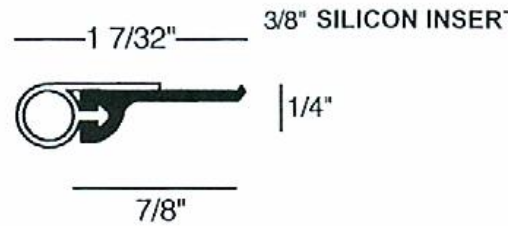


DJ004
A - B - W - BG



DJ005
A - B - W - BG
* Special Item
* Call for lead time

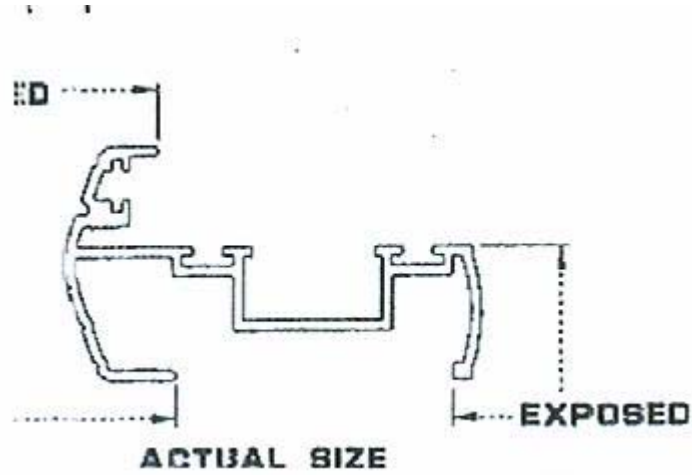
FINISHES AVAILABLE
A - MILL
B - BRONZE
W - WHITE
BG - BRIGHT GOLD



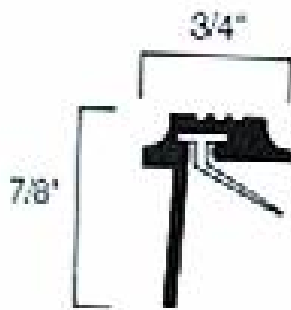
DJ006
A - B - W - BG

#6 x 5/8 philips pan-head screws are included on all weatherstrips.

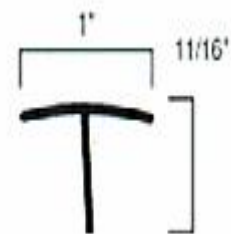
ASTRAGALS



ASTR100
CL - B - BG

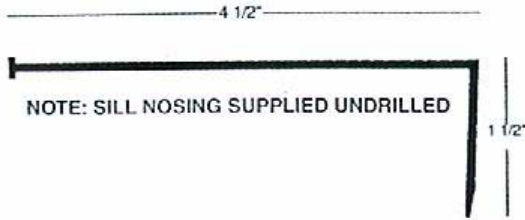


ASTR200
B - W




ASTR250
A - B

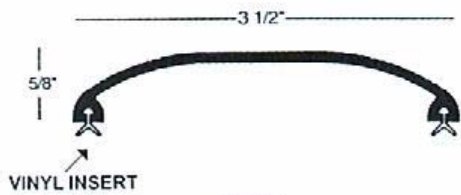
THRESHOLDS



T001
A - B - W - BG



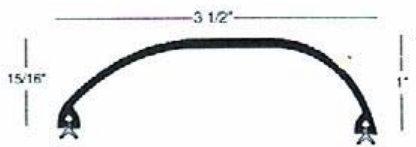
T002
A - B - W - BG



T003
A - B - W - BG
#10 x 1-1/2 philips flat head screws are included.



T004
A - B - W - BG
#10 x 1-1/2 philips flat head screws are included.



T005
A - B - BG
#10 x 2-1/2 philips flat head screws are included.

FINISHES AVAILABLE
A - MILL
B - BRONZE
W - WHITE
BG - BRIGHT GOLD

T007
A - B - BG

12

14922 E. RAMONA BLVD BALDWIN PARK CA 91706 TEL (626) 337-0908 FAX: (626)813-74-21


COMMERCIAL THRESHOLDS



T008
A - B - BG



T009
A - B - BG



T010
A - B - BG

FINISHES AVAILABLE

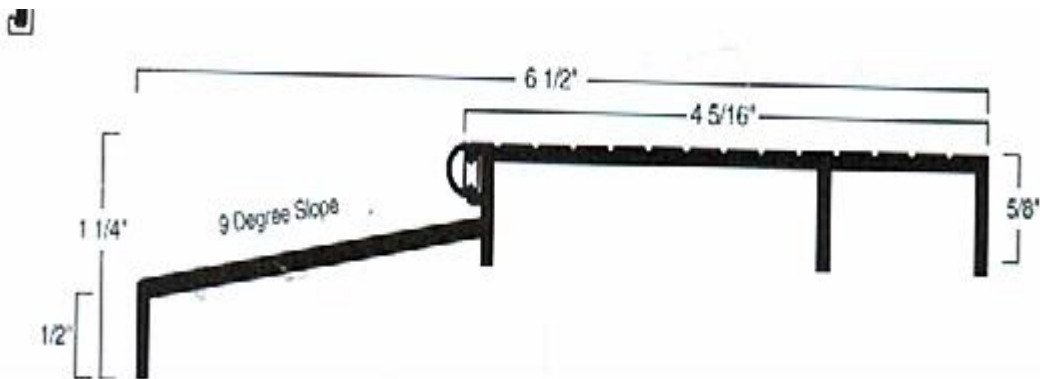
A - MILL
B - BRONZE
W - WHITE
BG - BRIGHT GOLD

10 x 1-1/2 Philips flat screws are included.

RESIDENTIAL THRESHOLDS




TR011
A - B -BG



TR012
A - B

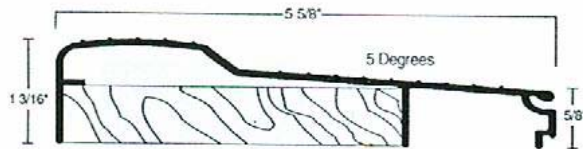
RESIDENTIAL THRESHOLDS



TR050
A - B - W - BG



TR051
A - B - W - BG



TR052
A - B

FINISHES AVAILABLE

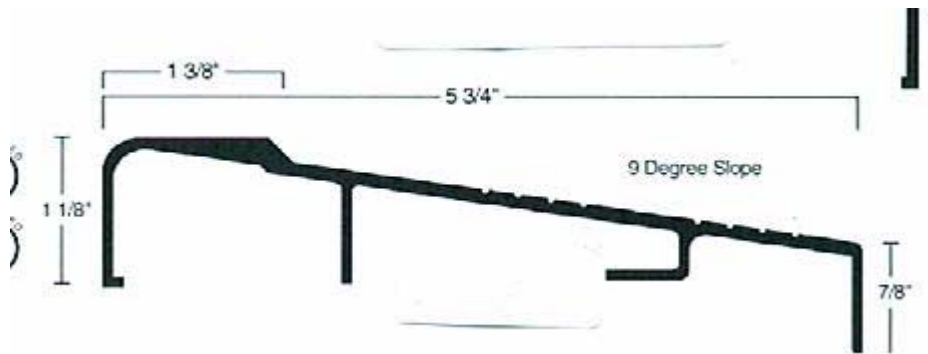
A - MILL

B - BRONZE

W - WHITE

BG - BRIGHT GOLD

RESIDENTIAL THRESHOLDS




TR053
A - B



TR054
A - B

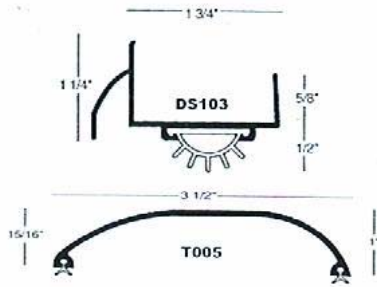


TR055
AVAILABLE IN ALUMINUM ONLY

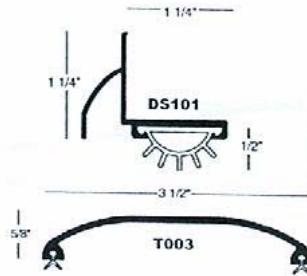


TR056

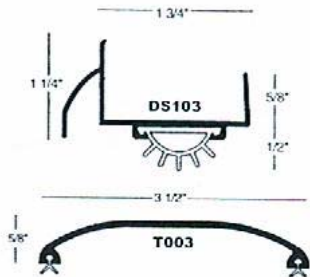
COMBINATION KITS



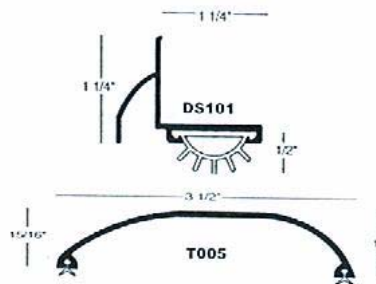
TK007
A - B - W - BG



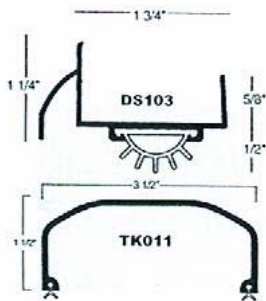
TK008
A - B - W - BG



TK009
A - B - W - BG



TK010
A - B - W - BG



TK011
A - B - W - BG

FINISHES AVAILABLE
A - MILL
B - BRONZE
W - WHITE
BG - BRIGHT GOLD

SANTOPRENE® DOOR SEALS

1/2"

AVAILABLE IN 17',19',20',21'
AND 515' /ROLLS.

7/16"



1/4"



3/16"

SL01
BK - BR - W

SL02
BK - BR - W

1/2"



1/4"

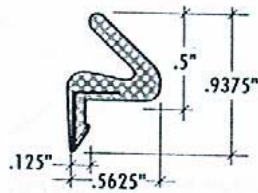
FINISHES AVAILABLE

BK - BLACK

BR - BROWN

W - WHITE

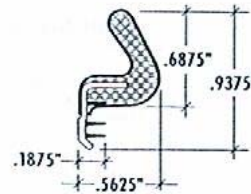
SL03
BK - BR - W
SILICON ONLY 300' PER RL
or 17', 19', 20' and 21' Rolls



SL04
BK - BR - W
FOAM WEATHERSTRIP

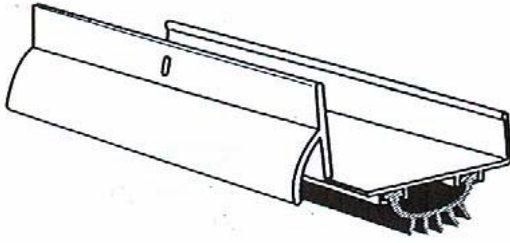
STANDARD SIZES

36", 80", 84", 96"
(125 Pcs./Box)



SL05
BK - BR - W
FOAM WEATHERSTRIP

DOOR BOTTOMS AND TRESHOLD FABRICATIONS

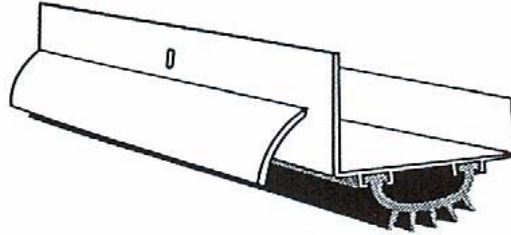


FULL NOTCH DOOR BOTTOM

Removal of rain drip and front flange of door bottom to prevent interference with door stop and weatherstrip.

How to order:

State exact net length size of notch
(1/2", 9/16", 5/8", 3/4", 13/16")



HALF NOTCH DOOR BOTTOM

Removal of rain drip only to prevent interference with door stop and weatherstrip.

How to order:

State exact net length size of notch
(1/2", 9/16", 5/8", 3/4", 13/16")

Standard Holes:

Three center screw holes on slope per door.

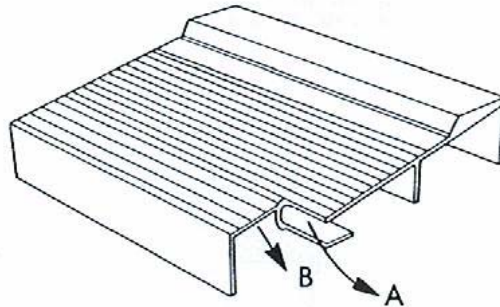


FABRICATION OPTIONS

Cut jambs to match slope of sill (6 or 9 degrees)

Standard Holes:

One center screw hole per door opening on the slope.
Three (3) 1/8" nail holes each end.



EXTERIOR NOTCH (TRIM NOTCH)

For installations with trim moldings or stucco mold.
Maybe use with other fabrication options.

How to order:

State exact net length, dimension of notch "A", "B"
(Notch "A" - 1/4", "B" - 2")